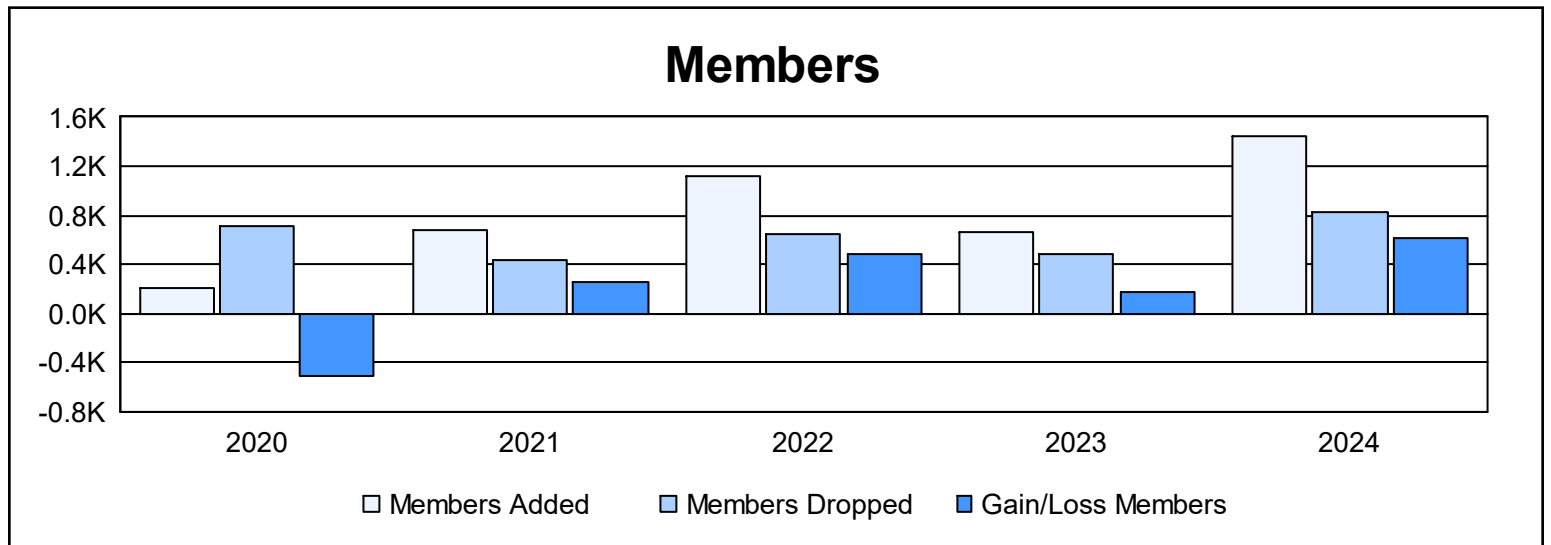
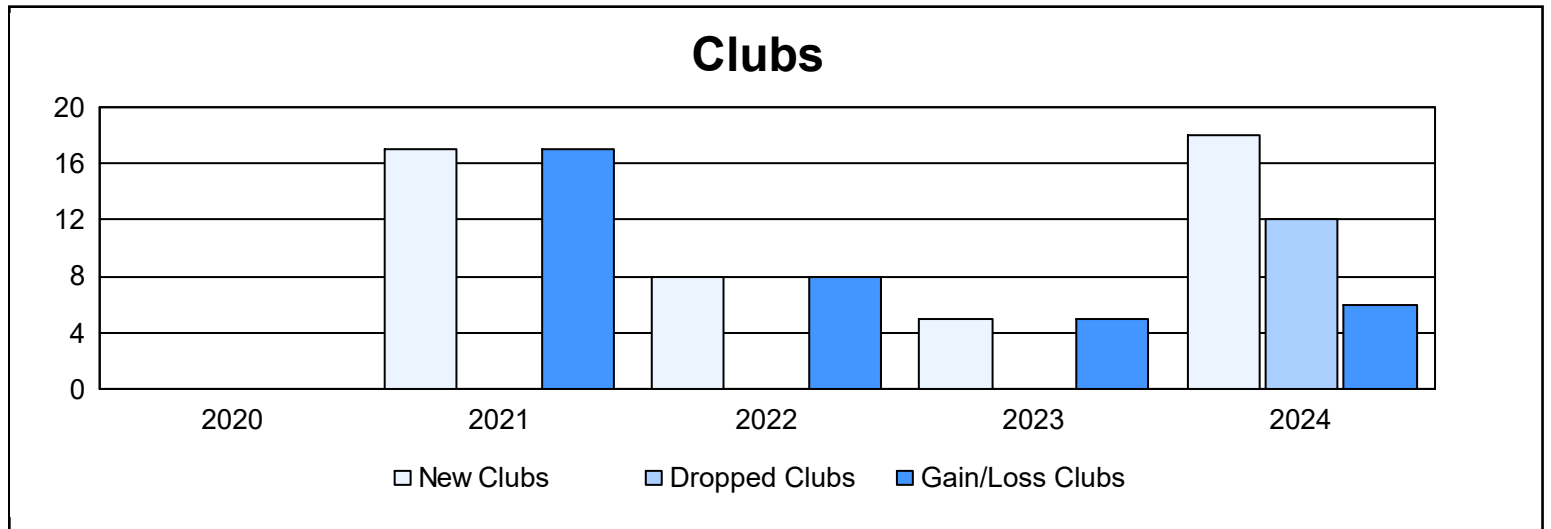
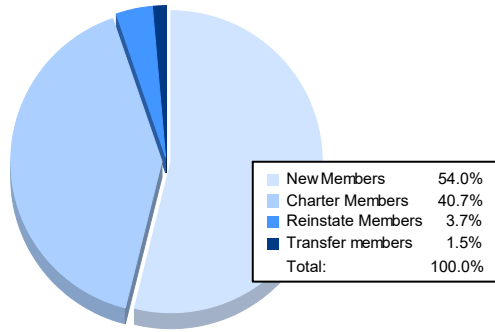


| Year | New Clubs | Dropped Clubs | Gain/ Loss Clubs | New Members | Charter Members | Reinstate Members | Transfer Members | Total Member Added | Total Members Dropped | Gain/ Loss Members |
|----------------|-----------|---------------|------------------|-------------|-----------------|-------------------|------------------|--------------------|-----------------------|--------------------|
| 2019-2020 | 0 | 0 | 0 | 39 | 15 | 144 | 3 | 201 | 707 | -506 |
| 2020-2021 | 17 | 0 | 17 | 271 | 397 | 12 | 1 | 681 | 429 | 252 |
| 2021-2022 | 8 | 0 | 8 | 714 | 269 | 56 | 81 | 1,120 | 642 | 478 |
| 2022-2023 | 5 | 0 | 5 | 359 | 143 | 84 | 71 | 657 | 487 | 170 |
| 2023-2024 | 18 | 12 | 6 | 778 | 587 | 54 | 22 | 1,441 | 824 | 617 |
| Average | 10 | 2 | 7 | 432 | 282 | 70 | 36 | 820 | 618 | 202 |



Membership Composition June 2024 Cumulative



Gender Composition June 2024 Cumulative

